

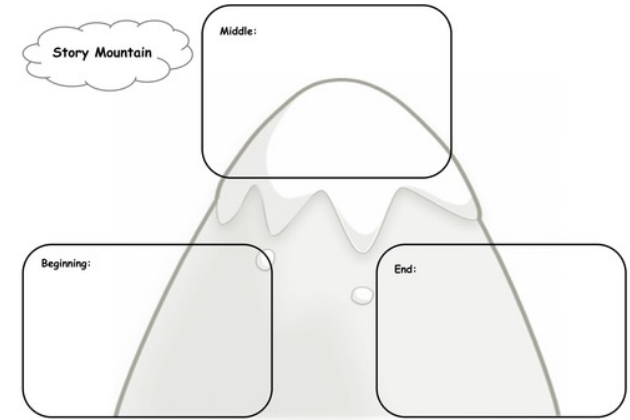
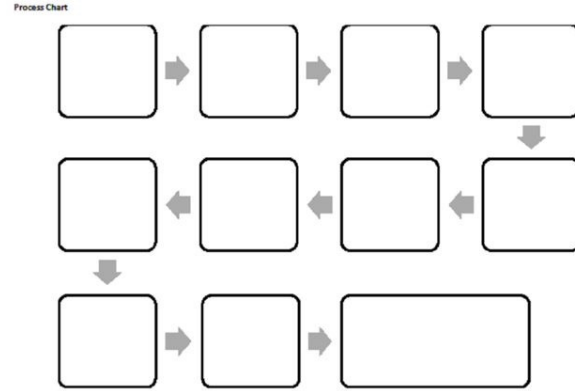
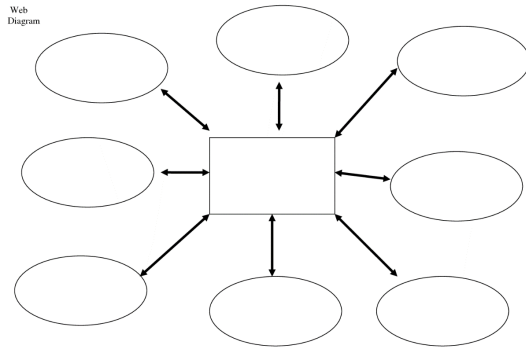


Task: Write a description suggested by this picture.



HOW DO WE APPROACH THIS TASK?

# Planning – choose a method.



- \_\_\_\_\_
- \_\_\_\_\_
- \_\_\_\_\_

It is also useful to write out the following on a plan:

() "" ! . , ; : - ... ? ‘

VCOP (vocabulary, connectives, openers, paragraphs)

# How do we structure this?

Paragraph 1 –

Paragraph 2 –

Paragraph 3 –

Paragraph 4 –

Paragraph 5 –



What does it need in order to be an effective piece of description?

# Which is more effective and why?

## STUDENT A

**As dusk settled, the city was still vibrant with life. There were plenty of shoppers still wandering purposefully through the streets like bees. One by one, the shop fronts began to light up, enticing customers in before closing time.**

## STUDENT B

**The city was busy. There were lots of people still in the town centre even though it was getting late. Many shops were lit up yet some had begun to close. There was a chill in the air and the pavements were damp.**

# How do we focus in on particular details?

Who is he?

What is he carrying?

Where is he going?

How is he feeling?

Does something happen to him as he is walking along the street?



# Have another go...

Who is she?  
Where is she  
going?  
What is her back  
story?  
What is in the  
trolley?  
How is she  
feeling?





How do we end pieces of descriptive writing?

Zoom out. Imagine  
it's the end of the  
day.  
What's happening?

